

Product datasheet

Specifications



Single foot switch, Harmony XPE, metal, blue, without cover, 1 step, 2 contacts 1NC+NO, IP66

XPEM111

Main

Range Of Product	Harmony XPE
Product Or Component Type	Foot switch
Material	Metal
Foot Switch Type	Single foot switch
Device Short Name	XPEM
Trigger Mechanism	Without trigger mechanism
Contact Operation	1 step
Contacts Type And Composition	2 NC + NO
Colour	Blue

Complementary

Positive Opening	With conforming to IEC 60947-5-1 appendix K
Connections - Terminals	Screw clamp terminal, <= 1 x 2.5 mm² with or without cable end Screw clamp terminal, <= 2 x 1.5 mm² with or without cable end
Cable Entry	2 entries tapped for Pg 16 cable gland
Mechanical Durability	15000000 cycles
[Ie] Rated Operational Current	3 A, 240 V, AC-15, A300 0.27 A, 250 V, DC-13, Q300 conforming to IEC 60947-5-1 appendix A
[Ui] Rated Insulation Voltage	500 V (pollution degree 3) conforming to IEC 60947-1 500 V (pollution degree 3) conforming to NF C 20-040 group C 500 V (pollution degree 3) conforming to VDE 0110 group C 300 V conforming to UL 508 300 V conforming to CSA C22.2 No 14
[Uimp] Rated Impulse Withstand Voltage	6 kV conforming to IEC 60947-1
Maximum Resistance Across Terminals	25 MOhm conforming to IEC 60255-7 category 3 25 MOhm conforming to NF C 93-050 method A
Short-Circuit Protection	10 A cartridge fuse type gG conforming to IEC 60947-5-1 10 A cartridge fuse type gG conforming to VDE 0660-200
Rated Operational Power In W	10 W DC-13, operating rate <60 cyc/mn, 5000000 cycles, 24 V, load factor: 0.5 conforming to IEC 60947-5-1 appendix C 4 W DC-13, operating rate <60 cyc/mn, 5000000 cycles, 120 V, load factor: 0.5 conforming to IEC 60947-5-1 appendix C 7 W DC-13, operating rate <60 cyc/mn, 5000000 cycles, 48 V, load factor: 0.5 conforming to IEC 60947-5-1 appendix C
Net Weight	1.2 kg

Environment

Disclaimer: This documentation is not intended as a substitute for and is not to be used for determining suitability or reliability of these products for specific user applications

Standards	IEC 60947-5-1 VDE 0660-200
Product Certifications	FIMKO CSA
Protective Treatment	TC
Ambient Air Temperature For Operation	-25...70 °C
Ambient Air Temperature For Storage	-40...70 °C
Vibration Resistance	15 gn (f= 10...500 Hz) conforming to IEC 60068-2-6
Shock Resistance	150 gn conforming to NF E 09-031 20 gn conforming to IEC 60068-2-27
Overvoltage Category	Class I conforming to IEC 61140 Class I conforming to NF C 20-030
Ip Degree Of Protection	IP66 conforming to IEC 60529

Packing Units

Unit Type Of Package 1	PCE
Number Of Units In Package 1	1
Package 1 Height	8.800 cm
Package 1 Width	12.000 cm
Package 1 Length	18.800 cm
Package 1 Weight	1.338 kg
Unit Type Of Package 2	S02
Number Of Units In Package 2	4
Package 2 Height	15.000 cm
Package 2 Width	30.000 cm
Package 2 Length	40.000 cm
Package 2 Weight	5.733 kg
Unit Type Of Package 3	P06
Number Of Units In Package 3	64
Package 3 Height	75.000 cm
Package 3 Width	60.000 cm
Package 3 Length	80.000 cm
Package 3 Weight	101.540 kg

Contractual warranty

Warranty	18 months
----------	-----------

Sustainability





Green Premium™ label is Schneider Electric's commitment to delivering products with best-in-class environmental performance. Green Premium promises compliance with the latest regulations, transparency on environmental impacts, as well as circular and low-CO₂ products.

Guide to assessing product sustainability is a white paper that clarifies global eco-label standards and how to interpret environmental declarations.

[Learn more about Green Premium >](#)

[Guide to assess a product's sustainability >](#)

Well-being performance

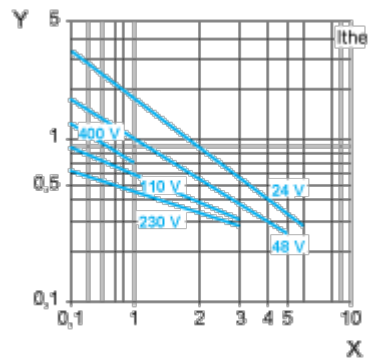
	Reach Free Of Svhc	
	Toxic Heavy Metal Free	
	Mercury Free	
	Rohs Exemption Information	Yes
Reach Regulation		REACH Declaration
Eu Rohs Directive		Pro-active compliance (Product out of EU RoHS legal scope) EU RoHS Declaration
China Rohs Regulation		China RoHS declaration
Weee		The product must be disposed on European Union markets following specific waste collection and never end up in rubbish bins

Performance Curves

Electrical Durability of Contacts

AC-15 Utilization Category

Operating rate: 3600 operating cycles/hour. Load factor: 0.5.
Inductive circuit:



- X Current in A
- Y Millions of operating cycles

DC-13 Utilization Category

Refer to the product characteristic “Operational power in W”.