

Product data sheet

Specifications



voltage control relay, Harmony
Control Relays, 8A, 2CO,
80â€¦300V AC DC, 110â€¦240V AC
DC

RM22UB34

Main

Range Of Product	Harmony Control Relays
Relay Type	Voltage control relay
Product Or Component Type	Voltage control relay
Network Number Of Phases	1 phase
Supply Circuit Type	AC/DC
Relay Name	RM22UA
Relay Monitored Parameters	Overvoltage and undervoltage detection
Time Delay	Adjustable 0.1...30 s, +/- 10 % of the full scale value Tt- time delay upon fault
Switching Capacity In Va	2000 VA
Measurement Range	80...300 V AC/DC
Contacts Type And Composition	2 C/O

Complementary

Reset Time	1500 ms at maximum voltage
Maximum Switching Voltage	250 V AC
Minimum Switching Current	10 mA at 5 V DC
Maximum Switching Current	8 A AC
Supply Voltage Limits	60...280 V AC
Power Consumption In Va	5 VA AC
Maximum Power Consumption In W	2 W DC
Immunity To Microbreaks	20 ms
Output Contacts	2 C/O
Nominal Output Current	8 A
Hysteresis	5...50 % adjustable of threshold setting
Delay At Power Up	600 ms
Maximum Measuring Cycle	250 ms measurement cycle as true rms value
Repeat Accuracy	+/- 0.5 % for input and measurement circuit +/- 2 % for time delay
Measurement Error	< 1 % over the whole range with voltage variation 0.2 %/°C with temperature variation
Response Time	<= 500 ms
Insulation Resistance	> 100 MOhm at 500 V DC

Disclaimer: This documentation is not intended as a substitute for and is not to be used for determining suitability or reliability of these products for specific user applications

Overvoltage Category	III conforming to IEC 60664-1
Connections - Terminals	Screw terminals, 2 x 0.5...2 x 2.5 mm² (AWG 20...AWG 14) solid without cable end Screw terminals, 2 x 0.2...2 x 1.5 mm² (AWG 24...AWG 16) flexible with cable end Screw terminals, 1 x 0.5...1 x 3.3 mm² (AWG 20...AWG 12) solid without cable end Screw terminals, 1 x 0.2...1 x 2.5 mm² (AWG 24...AWG 14) flexible with cable end
Tightening Torque	0.6...1 N.m conforming to IEC 60947-1
Housing Material	Self-extinguishing plastic
Mounting Support	35 mm DIN rail conforming to IEC 60715
Electrical Durability	100000 cycles
Mechanical Durability	10000000 cycles
Utilisation Category	AC-15 conforming to IEC 60947-5-1 DC-13 conforming to IEC 60947-5-1 AC-1 conforming to IEC 60947-4-1 DC-1 conforming to IEC 60947-4-1
[Un] Rated Nominal Voltage	110...240 V AC/DC 50/60 Hz, non self-powered
Safety Reliability Data	MTTFd = 433.7 years B10d = 400000
Contacts Material	Cadmium free
Control Type	With test button
Width	22.5 mm
Net Weight	0.09 kg

Environment

Electromagnetic Compatibility	Immunity for residential, commercial and light-industrial environments conforming to IEC 61000-6-1 Immunity for industrial environments conforming to IEC 61000-6-2 Emission standard for residential, commercial and light-industrial environments conforming to IEC 61000-6-3 Emission standard for industrial environments conforming to IEC 61000-6-4 Electrostatic discharge - test level: 6 kV level 3 (contact discharge) conforming to IEC 61000-4-2 Electrostatic discharge - test level: 8 kV level 3 (air discharge) conforming to IEC 61000-4-2 Radiated radio-frequency electromagnetic field immunity test - test level: 10 V/m level 3 conforming to IEC 61000-4-3 Electrical fast transient/burst immunity test - test level: 4 kV level 4 (direct) conforming to IEC 61000-4-4 Electrical fast transient/burst immunity test - test level: 2 kV level 4 (capacitive coupling) conforming to IEC 61000-4-4 Surge immunity test - test level: 4 kV level 4 (common mode) conforming to IEC 61000-4-5 Surge immunity test - test level: 2 kV level 4 (differential mode) conforming to IEC 61000-4-5 Conducted and radiated emissions class B group 1 conforming to CISPR 11 Conducted and radiated emissions class B conforming to CISPR 22
Ambient Air Temperature For Operation	-20...50 °C at 60 Hz -20...60 °C at 50 Hz
Standards	IEC 60255-1
Product Certifications	CCC CE CSA EAC UL GL RCM
Ambient Air Temperature For Storage	-40...70 °C
Relative Humidity	93...97 % at 25...55 °C conforming to IEC 60068-2-30

Vibration Resistance	0.075 mm (f= 10...58.1 Hz) not in operation conforming to IEC 60068-2-6 1 gn (f= 10...58.1 Hz) not in operation conforming to IEC 60068-2-6 0.035 mm (f= 58.1...150 Hz) in operation conforming to IEC 60068-2-6 0.5 gn (f= 58.1...150 Hz) in operation conforming to IEC 60068-2-6
Shock Resistance	15 gn (duration = 11 ms) for not in operation conforming to IEC 60068-2-27 5 gn (duration = 11 ms) for in operation conforming to IEC 60068-2-27
Ip Degree Of Protection	IP20 (terminals) conforming to IEC 60529 IP40 (housing) conforming to IEC 60529 IP50 (front panel) conforming to IEC 60529
Pollution Degree	3 conforming to IEC 60664-1
Dielectric Test Voltage	2.5 kV, 1 min AC 50 Hz conforming to IEC 60255-27

Packing Units

Unit Type Of Package 1	PCE
Number Of Units In Package 1	1
Package 1 Height	2.6 cm
Package 1 Width	8.2 cm
Package 1 Length	9.5 cm
Package 1 Weight	104.0 g
Unit Type Of Package 2	S02
Number Of Units In Package 2	40
Package 2 Height	15.0 cm
Package 2 Width	30.0 cm
Package 2 Length	40.0 cm
Package 2 Weight	4.58 kg
Unit Type Of Package 3	P06
Number Of Units In Package 3	640
Package 3 Height	80.0 cm
Package 3 Width	80.0 cm
Package 3 Length	60.0 cm
Package 3 Weight	86.18 kg

Sustainability

Green Premium™ label is Schneider Electric's commitment to delivering products with best-in-class environmental performance. Green Premium promises compliance with the latest regulations, transparency on environmental impacts, as well as circular and low-CO₂ products.

Guide to assessing product sustainability is a white paper that clarifies global eco-label standards and how to interpret environmental declarations.

[Learn more about Green Premium >](#)

[Guide to assess a product's sustainability >](#)



Transparency RoHS/REACH

Well-being performance

✓ Mercury Free

✓ Rohs Exemption Information [Yes](#)

Certifications & Standards

Reach Regulation	REACH Declaration
Eu Rohs Directive	Pro-active compliance (Product out of EU RoHS legal scope)
China Rohs Regulation	China RoHS declaration
Environmental Disclosure	Product Environmental Profile
Weee	The product must be disposed on European Union markets following specific waste collection and never end up in rubbish bins
Circularity Profile	End of Life Information
California Proposition 65	WARNING: This product can expose you to chemicals including: Lead and lead compounds, which is known to the State of California to cause cancer and birth defects or other reproductive harm. For more information go to www.P65Warnings.ca.gov

Dimensions Drawings

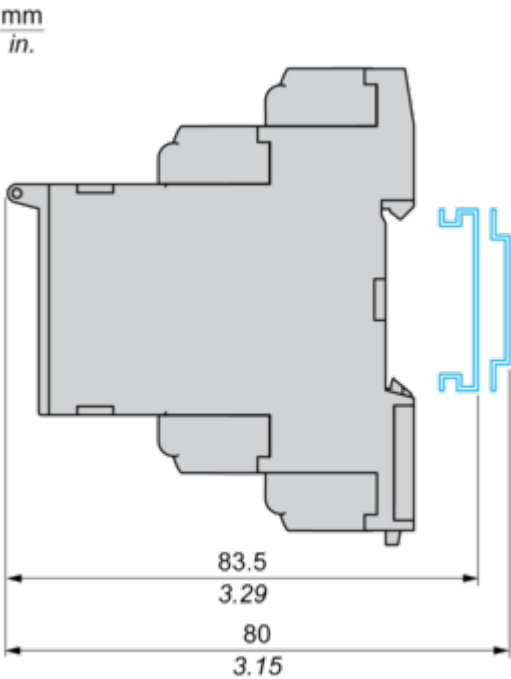
Dimensions



Mounting and Clearance

Mounting and Clearance

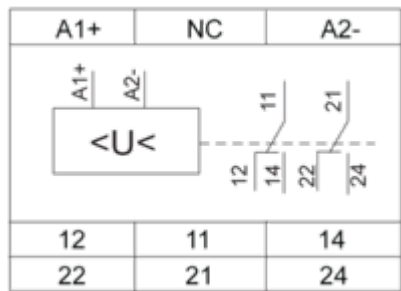
Rail Mounting



Connections and Schema

Voltage Control Relay

Wiring Diagram

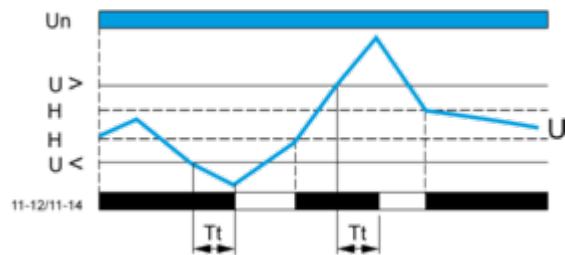


A1+,A2- : Voltage to be monitored
11-14,12 : 1st C/O contact of output relay
21-24,22 : 2nd C/O contact of output relay

Technical Description

Function Diagram

Control of Overvoltage and Undervoltage in Window Mode



Legend

- T_t Time delay after crossing of threshold
- U_n Nominal supply voltage
- U Monitored supply voltage
- H Hysteresis
- $U >$ Overvoltage threshold
- $U <$ Undervoltage threshold
- 11-12, 11-14 Output relay connections
- Relay status: black color = energized.